

ALUMNI SURVEY SUMMARY

IKAMVANITES ARE **THREE TIMES LESS LIKELY** TO BE NOT IN EDUCATION, EMPLOYMENT, OR TRAINING


Not only does IkamvaYouth ensure that learners reach and pass matric, and access tertiary education; we also want to ensure that they access jobs that lead to earning a dignified living.

That means ensuring success in their post-school careers, and access to job opportunities that will ensure they earn more than the R3,000 median monthly income earned by black South Africans¹. One of the first steps we took towards assessing our progress towards achieving this vision was to reach out to all our alumni from as far back as 2005 (through the first Alumni survey², conducted in 2013), and find out where they were and what they were doing with their lives. This first survey yielded impressive results, but the most encouraging finding was that Ikamvanites are three times less likely to be “not in education, employment, or training” (NEETs), than their counterparts nationally (only 10.4% in 2013, compared to the national 33.5%).

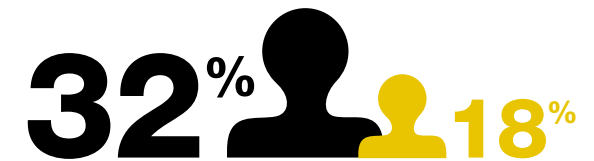
Since 2013, the number of alumni has grown significantly, to nearly 1200! Towards the end of 2016, we launched a similar survey, with continued efforts to reach alumni that we had not been able to track down. Close to 50% of our alumni completed the very lengthy survey, for which we are very appreciative.

¹ *National Minimum Wage Research Initiative, 2016*

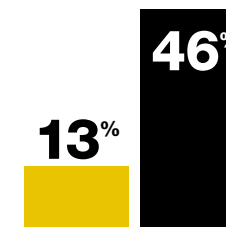
² *OVERCOMING THE ODDS — Tracking the successes of IkamvaYouth's Alumni 2005-2012 and facing up to the challenges encountered*



50%
OF OUR ALUMNI ARE
VOLUNTEERING



THE NATIONAL **DROPOUT AVERAGE** FOR BLACK UNIVERSITY ENTRANTS IS **32%** COMPARED TO ONLY **18%** FOR IKAMVANITES



ONLY **13%** OF RESPONDENTS WERE **NEET**, COMPARED TO **46%** NATIONALLY



THE **196** SURVEY RESPONDENTS CURRENTLY EMPLOYED ARE **FINANCIALLY SUPPORTING OVER 550** EXTENDED FAMILY MEMBERS



SOME OF THE KEY FINDINGS ARE:

- Only 13% of respondents were NEETs, compared to between 31% and 46% nationally depending on which range is referenced.
- Of those Ikamvanites who are studying, the large majority are considered to be “on track” to complete their respective qualifications within the required time.
- Ikamvanites’ dropout rates are lower than the national average for black university entrants. Only 18% of Ikamvanites indicated that they had ever enrolled in a tertiary qualification and not completed it, most of these dropping out in their first year of studies. According to [Van Broekhuizen, et al \(2016\)](#), dropout rates for black entrants, is 32%.
- 36% of Ikamvanites are currently employed in various positions (64% full/-time, 19% part-time, 13% internships, 4% self-employed). Of the 106 Ikamvanites that are employed full time, 57% earn more than R5000 per month.
- The 196 survey respondents currently employed are financially supporting over 550 extended family members.
- It was really encouraging to find that 50% of the survey participants have chosen to live out IkamvaYouth’s value of Paying it Forward by volunteering. 82% of those volunteering are volunteering at IkamvaYouth, while others are volunteering elsewhere.

Given the big jump in learner numbers, and the career progression of our early cohorts, we are very much looking forward to the alumni survey of 2019!



I joined Ikamva in 2011, upon realising that it would take more than my individual sweat and dedication for my dreams to manifest. I needed help with my academics and a mass of people to draw inspiration from; and it is without any doubt that both these objectives were met. In my matric year, I managed to obtain 4 distinctions and a place of study at the University of Cape Town in International Relations, Public Policy and Administration and Gender Studies. IkamvaYouth, through the mentor assigned to me; enabled me realise my passion for Diplomacy, International Law and the emancipation of women — hence my field of study. I am currently completing my final year at UCT, and I have used some of the skills afforded to me by Ikamva to represent South Africa in International conferences in Norway and China respectively.”

Ntebaleng Morake, Matric 2012